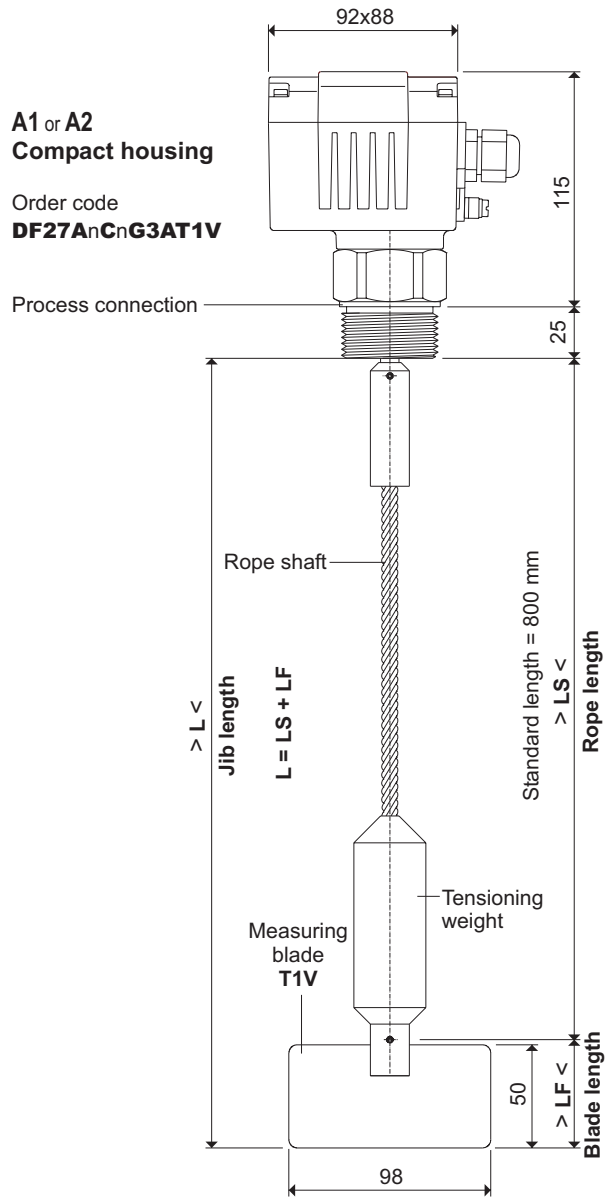
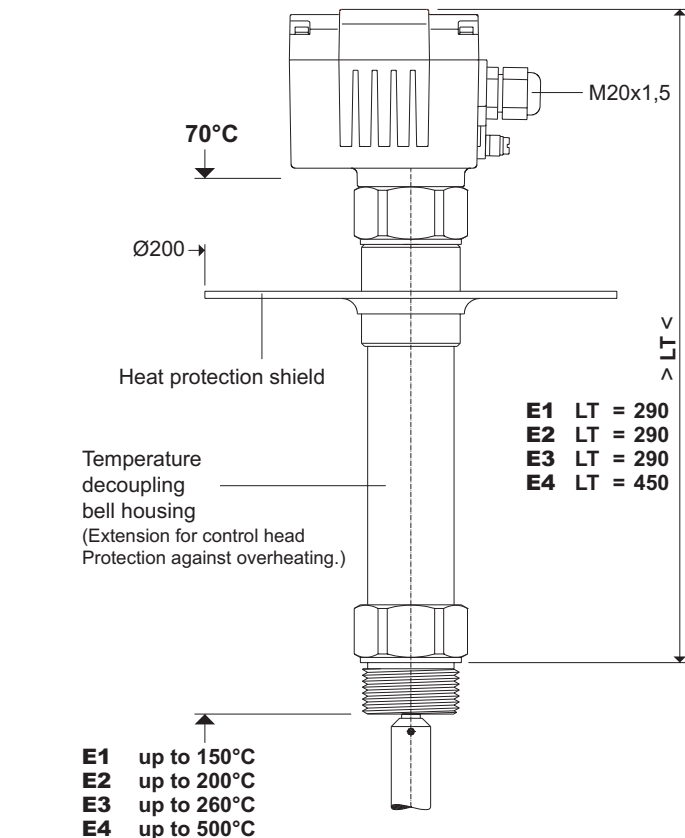
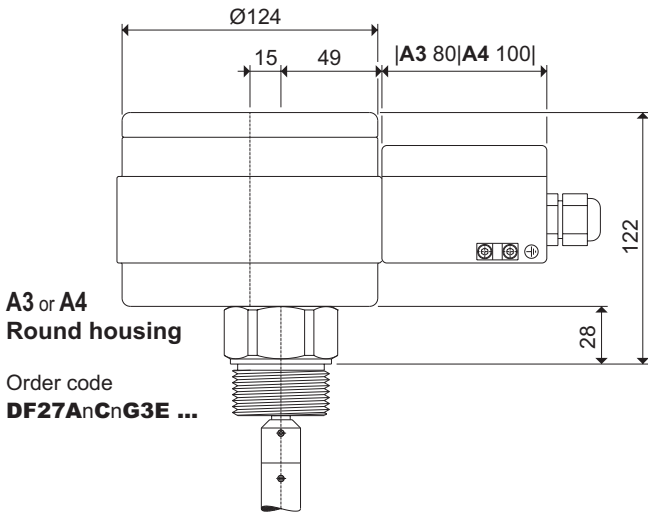


Full, empty and demand indicator
for vertical mounting
with rope shaft

Signal contact 2 A / 250V AC potential-free
Type of protection IP66 in accordance with DIN EN 60529
Maintenance none



You will find further technical details
under appliance information **DF-GI-..**

Rotary blade level indicators

Level limit switches for bulk goods

DF27

4 housing versions to choice

Housing selection
 A1 Compact aluminium housing Standard and ATEX Dust
 A2 Stainless steel compact housing .. Standard and ATEX Dust
 A3 Aluminium round housing ATEX II 1D2G/2GD EEx de IIB T6 T70°C IP66 Gas+Dust
 A4 Stainless steel round housing ATEX II 1D2G/2GD EEx de IIB T6 T70°C IP66 Gas+Dust

Choice of options

Certifications, certificates, approvals

- B0 Standard and ATEX II 3/3D T80°C IP66 Dust.....
- B1 ATEX II 1/2D T80°C IP66 Dust.....
- B2 ATEX II 1D T70°C IP66 Dust D2).....
- B3 ATEX II 1/3D T80°C IP66 Dust.....
- B9 Further approvals on request

Supply voltage

- C1 220...240V AC (50...60Hz)
- C2 110...120V AC (50...60Hz)
- C3 48V AC (50...60Hz)
- C4 24V AC (50...60Hz)
- C5 24V DC
- C9 Special voltages on request

Self-monitoring

- D0 Without monitoring
- D1 Function monitoring
- D2 Voltage monitoring

Signal lamps¹⁾

- H0 Standard = with function LEDs
- H1 Collar for function LEDs
- H2 Signal lamp, LED green
- H8 Large signal lamp, LED green.....

Bulk goods temperature

- E0 Standard = -25°C...+80°C²⁾....
- E1 -25°C...+150°C
- E2 -25°C...+200°C
- E3 -25°C...+260°C
- E4 -25°C...+500°C¹⁾.....
- E7 Appliance heating 2,5 Watt¹⁾... ..
- E9 ...+1000°C¹⁾..... on request

Container pressure

- P0 Standard = -0,5...5 bar³⁾..
- P1 -0.5 bar...10 bar
- P2 -0.1 bar...10 bar⁴⁾
- P5 -0.9 bar...1 bar⁴⁾
- P6 -0.9 bar...10 bar
- P7 -0.9 bar...10 bar⁴⁾

Process connection

- G2 Thread G1¼" DIN/ISO 228..... X X
- G3 Thread G1½" DIN/ISO 228..... X X
- G9 Other threads on request
- F1 Flange F70 Ø110, 4xØ9/Ø90..... X X
- F2 Flange F100 150x150, 4xØ18/Ø170.... X X
- F5 Flange DN32 PN 10..... X X
- F6 Flange DN100 PN 6..... X X
- F9 Other flanges on request

Material of process connection

- A Aluminium
- E Stainless steel
- X Other materials on request

Measuring blade

- M0 Without measuring blade
- T0 Blade T220 68x220..... X
- T1 Blade T50 98x50..... X X
- T2 Blade T100 98x100..... X X
- T5 Blade T250 250x100..... X
- T8 Rubber blade¹⁾ 250x98..... X
- X1 Blade X50 98x50..... X
- X2 Blade X100 98x100..... X
- X3 Blade X200 180x100..... X
- K1 Hinged blade T230 200x30..... X
- M9 Other measuring blades on request

Blade reinforcement

- Without reinforcement
- V With reinforcement

Jib length, standard length LS = 800 mm

LS Rope length
 0 0 0 0 enter required length in mm, last digit always 0
 min. 250 mm, max. 9990 mm

DF27 ← Order code

Supplies

- DF-SH Weather protection hood in PVC, RAL 7001
 Certificated only for zone 22 and in non-hazardous areas
- DF-SM2 Hexagonal nut G1¼".....
- DF-SM3 Hexagonal nut G1½".....

Material of nuts

- A Aluminium
- E Stainless steel

- DF-KV1 Second cable union for standard version
- DF-KV2 Second cable union for ATEX version

D2) delivery only together with D2 or D1
 1) **not** available together with B1, B2, A3 and A4
 2) max. bulk goods temperature at B2 = -20°C...+45°C
 3) container pressure at B1, B2 and B3 = -0.08bar...+0.08bar (-80...+80mbar)
 4) with pressure decoupling bell housing DF-P2, -P5 and -P7
!!! usage for differences in pressure with B1, B3, A3 and A4 **!!!**

CE All devices are certified.

B0, D0, H0, E0, P0, R0 and M0 are **not needed** for order code

- Standard with**
- R0 NBR sealing ring, black suitable for the majority of bulk goods
- Options** only for special applications
- R1 Sealing ring in Viton/Teflon/VA ..
- R2 Sealing ring in NBR, white FDA ...
- R5 Sealing ring in Teflon
- R9 Other sealing rings .. on request
- Rn add as suffix to selected connection e.g. G3ER2
- Z Bearing in stainless steel
- Z1 Axial bearing from 4 m rope length...
- Z3 Reinforced axial bearing..... (only for F1E and F2E) add as suffix to selected connection e.g. F1EZ3

- Measuring blade passes through tight hole of:**
- F1, F2, F6, F7 only for vertical mounting
- F2, F6, F7
- F2, F6, F7
- F2, F6, F7
- F2, F6, F7
- G2, G3 and all other flanges

All larger dimensioned blades **cannot** be inserted through the tight holes and must be mounted from the inside.